



TEXAS

DANISH DESIGN 

GARDEN PRODUCTS 2013





INDEX

TEXAS TILLERS

Mini cultivators	6
Hobby series	7
LX series	8
TX series	10
Vision 700 series	12
Pro Trac 2-wheeled tractor	14

TEXAS LAWN MOWERS

High end mowers	18
Razor mowers	20
Multi Cut	22
Pro Cut and Pro Trim	23
Brush cutters and trimmers	24

TEXAS SWEEPERS

Handy Sweep	26
Pro Sweep	27
Snow Throwers	28
Centrifuge spreaders	29
Log splitters and log saws	30
Earth augers	33
Tex Parts	34
The Texas story	35

You are welcome to contact us by mail, fax or phone:

Address:

Texas A/S
Knullen 22
DK-5260 Odense S
Denmark

Phone: +45 63 95 55 99

Fax: +45 63 95 55 58

E-mail: export@texas.dk

www.texas-garden.com

WELCOME TO THE NEWEST TEXAS CATALOGUE

Texas is a family owned company founded in 1960 and has more than 50 years experience in development and production of garden and outdoor machines.

The company's core business is to be found within garden and agricultural tillers and walk behind sweepers – from innovation to final assembly. An experienced R&D department both in Denmark and in the Far East is engaged in a continuous innovation and development of the product range.

Additionally a complete concept of garden and agricultural machines such as lawn mowers, log splitters, brushcutters, trimmers and accessories is available – and is under constant development.

Throughout the years Texas has build up a strong financial status and with a AAA rating for over more than 15 years the company is financially independent and capable of handling any future investment.

Today the Texas range is exported to more than 30 countries around the globe and no matter where in the world you are situated a professional after sales service is available with more than 40.000 spare parts, an efficient on-line service and day-to-day shipments of parts and machines.

Find more information on www.texas-garden.com where you will find all relevant details about products, documentation and spare parts.


We hope that you will enjoy our catalogue and look forward to working together with you!

Best regards
The TEXAS team





DANISH INNOVATION AND DESIGN THROUGH MORE THAN 50 YEARS



- Manufacturer of garden and outdoor machines since 1960
- Market leader in tillers, cultivators and sweepers
- Danish innovation and design based on +50 years experience
- Professional after sales service with +40.000 spare parts available on day-to-day basis
- High capacity logistic facilities
- Active in more than 30 countries

TEXAS TILLERS

INNOVATION AND POWER





TX-602



DESIGNER - MANUFACTURER

MINI CULTIVATORS


Mini Cultivators are perfect in smaller flowerbeds, between bushes and other narrow spaces. Easy to manoeuvre and transport due to the light weight and handy design.



Foldable handles act as carrying handle and makes storage easy.

4-stroke gasoline Robin Subary engine Professional, powerful and silent.

Minitex 204R



ES300 5-in-1 function



Weeding out




Cultivating and airing



Fertilizing



Planting



Edge cutting along with lawns or flower beds

ES300 functionality:
The two knives are moving in opposite directions which gives a steady and calm working process. The result is incredible and a very effective way of a cultivating.



Model:	ES300	El-Tex 750	El-Tex 1400	El-Tex 2000	Minitex 204R
Engine:	300W/230V	750W/230V - 50 Hz	1400W/230V - 50 Hz	2000W/230V - 50 Hz	Robin Subaru EH035V, 4-stroke/33.5 cc
Working width:	15 cm	30 cm	38 cm	45 cm	15-26 cm
Working depth:	10 cm	22 cm	21 cm	26 cm	20 cm
Handle:	Adjustable	Fixed	Fixed	Fixed	Adjustable
Weight:	4.6 kg	7 kg	12 kg	32.1 kg	12 kg
Cat. no.:	90063050	90062082	90063077	90063078	90068040

HOBBY SERIES

Ideal for the hobby gardener. Light weight construction, easy to use and easy to transport.
Hobby 380/400 suitable up to 300 m² – Hobby 500 series suitable up to 600 m².



Hobby 380TG



Hobby 400B

Model:	Hobby 380TG	Hobby 400B
Engine:	Powerline TG385, 4-stroke/113 cc	Briggs & Stratton 500, 4-stroke/158 cc
Transmission:	1 forward	1 forward
Rotor speed:	130 rpm	130 rpm
Working width:	38 cm	38 cm
Working depth:	20 cm	20 cm
Handle:	Adjustable	Adjustable
Weight:	28 kg	28 kg
Cat. no.:	90061503	90260020100

ACCESSORIES HOBBY 370/380/400 series

Ridger	 Cat. no.: 91032500100 <i>(Needs 10" wheels)</i>	Weeder 40 cm	 Cat. no.: 91031500100 <i>(Needs 10" wheels)</i>	Wheels set 10"	 Cat. no.: 91032000100
Rake 60 cm	 Cat. no.: 91031000100 <i>(Needs 10" wheels)</i>	Scarifier 55 cm	 Cat. no.: 91033000100	Weather cover Used as protection from dust and rain.	 Cat. no.: 40-11720

ACCESSORIES HOBBY 500 series

Ridger	 Cat. no.: 91060500100 <i>(Needs rear console and 12" wheels)</i>	Wheels set 12"	 Cat. no.: 91053000100	Side disc set	 Cat. no.: 91061000100
Rake 80 cm	 Cat. no.: 91061500100 <i>(Needs rear console and 12" wheels)</i>	Wheel weight set 12" 10 kg each	 Cat. no.: 91097000100	Rear console Used when the accessory is rear mounted (except ridger).	 Cat. no.: 91059000100
Weeder 65 cm	 Cat. no.: 91061500100 <i>(Needs rear console and 12" wheels)</i>	Iron wheels set 12"	 Cat. no.: 91060700100	Weather cover Used as protection from dust and rain.	 Cat. no.: 40-11720

Semi automatic fold-away transport wheels.



Model:	Hobby 500B	Hobby 500BR	Hobby 500TG	Hobby 500TGR
Engine:	Briggs & Stratton 650, 4-stroke/190 cc	Briggs & Stratton 650, 4-stroke/190 cc	Powerline TG475, 4-stroke/139 cc	Powerline TG485, 4-stroke/139 cc
Transmission:	1 forward	1 forward + 1 reverse	1 forward	1 forward + 1 reverse
Rotor speed:	95 rpm	95 rpm	95 rpm	95 rpm
Working width:	50 cm	50 cm	50 cm	50 cm
Working depth:	Down to 33 cm	Down to 33 cm	Down to 33 cm	Down to 33 cm
Handle:	Adjustable	Adjustable	Adjustable	Adjustable
Weight:	42 kg	43 kg	42 kg	43 kg
Cat. no.:	90265044100	90265244100	90265048100	90265290100

LX SERIES

LX series are powerful machines that offer both reliability and efficiency for a wide range of garden tasks. LX comes with 4 cultivator blades as standard all bolted and detachable. The LX can therefore be used for smaller garden work that requires maneuverability as well as more demanding tasks.

LX are suitable for areas up to 800 m².



Front bumper
LX is fitted with front bumper for protecting and easy transportation.



Model:	LX 450TG	LX 550TG	LX 550B
Engine:	Power Line TG475, 4-stroke/139 cc	Powerline TG585, 4-stroke/163 cc	Briggs & Stratton 650, 4-stroke/190 cc
Transmission:	1 forward + 1 reverse	1 forward + 1 reverse	1 forward + 1 reverse
Rotor speed:	90 rpm	90 rpm	90 rpm
Working width:	33-59 cm	33-59 cm	33-59 cm
Working depth:	33 cm	33 cm	33 cm
Rear console:	Included	Included	Included
Weight:	51 kg	53 kg	52 kg
Cat. no.:	90045548	90045591	90045544

Tiller knives
Detachable and bolted knives in specially heat treated steel. 33-59 cm.





Height adjustable handle bar.

LX 550B



ACCESSORIES LX series

Weather cover
Used as protection from dust and rain.



Cat. no.:
40-11720

Ridger



Cat. no.:
91060500100
(Needs 12" wheels or iron wheels)

Rake 80 cm



Cat. no.:
91062500100
(Needs 12" wheels)

Weeder 65 cm



Cat. no.:
91061500100
(Needs 12" wheels)

Wheel weight set 12" 10 kg each



Cat. no.:
91097000100

Wheel set 12"



Cat. no.:
91053000100

Iron wheels set 12"



Cat. no.:
91060700100

Side disc set




Cat. no.:
91061000100

Lawn spiker 66 cm



Cat. no.:
91051550100


Chain gear box
Ensures maximum durability.



User friendly transport wheel system
Automatic tilting system for the transport wheels and depth skid.



Universal rear console
LX models are supplied with a universal rear console that fits all accessories for Hobby, Lilli and TX series.



TX SERIES

The choice for the demanding user. High performance in any garden or agricultural task.

The Texas TX tiller helps you perform heavy garden tasks. The combination of low weight and large engine power makes the TX tiller an effective and easy-to-handle machine which is simple to use, yet strong in power.

The rotor knives are made of hardened steel and detachable for maximum flexibility. The inside components are highly reliable for many hours of work - even in tough conditions. A wide range of accessories is available such as ridger, wheels, plough, iron wheels, snow blade and more.

TX series are suitable for areas up to 1000 m².



Model:	TX601TG	TX601B
Engine:	Powerline TG720, 4-stroke/212 cc	Briggs & Stratton 800, 4-stroke/205 cc
Transmission:	1 forward + 1 reverse	1 forward + 1 reverse
Rotor speed:	95 rpm	95 rpm
Working width:	36-55-85 cm	36-55-85 cm
Working depth:	33 cm	33 cm
Handle:	Fixed	Fixed
Knives:	Detachable and bolted	Detachable and bolted
Weight:	56.5 kg	55.5 kg
Cat. no.:	90060195	90060145



Model:	TX602TG	TX602B
Engine:	Powerline TG720, 4-stroke/212 cc	Briggs & Stratton 800, 4-stroke/205 cc
Transmission:	1 forward + 1 reverse	1 forward + 1 reverse
Rotor speed:	95 rpm	95 rpm
Working width:	36-55-85 cm	36-55-85 cm
Working depth:	33 cm	33 cm
Handle:	Adjustable all directions	Adjustable all directions
Knives:	Detachable and bolted	Detachable and bolted
Weight:	60.5 kg	60 kg
Cat. no.:	90060295	90061245




High quality components
Belts of highest European standards.



Tiller knives
Detachable and bolted knives in specially heat treated steel. 36-85 cm.





Powerful gasoline engines from 205 - 212 cc ensures plenty of power for any purpose.

TX602B



Available with fixed handle (TX601) and fully adjustable handle (TX602).



User friendly transport wheel system
The transport wheels can be activated by the foot thus making them very easy to operate. After transport the wheels are simply pushed backwards into cultivation position.

ACCESSORIES TX series

Ridger		Cat. no.: 91060500100 <i>(Needs rear console and 12" wheels or iron wheels)</i>
Wheels set 12"		Cat. no.: 91053000100
Iron wheels set 12"		Cat. no.: 91060700100
Side disc set		Cat. no.: 91061000100
Rear console Used when the accessory is rear mounted.		Cat. no.: 91057000100
Harrow 60 cm		Cat. no.: 91070000100 <i>(Needs 12" wheels)</i>
Lawn spiker 66 cm		Cat. no.: 91051550100 <i>(Needs rear console)</i>
Rake 80 cm		Cat. no.: 91062500100 <i>(Needs rear console and 12" wheels)</i>
Weeder 65 cm		Cat. no.: 91061500100 <i>(Needs rear console and 12" wheels)</i>
Snow blade 75 cm Including attachment.		Cat. no.: 92000160100 <i>(Needs front attachment plate and 12" wheels)</i>
Weather cover Used as protection from dust and rain.		Cat. no.: 40-11720
Wheel weight set 12" 10 kg each		Cat. no.: 91097000100
Front attachment plate		Cat. no.: 91058000100

VISION 700 SERIES

2-wheeled multi purpose tractor

The Vision series are build for extreme work load and satisfy the requirements from professional and demanding users who need power, flexibly and reliability – in all conditions. The 2 speed integrated gear box gives superb work performance for cultivating as well as ploughing.

With the universal adapter most accessories on the market can be attached to the machine such as big pneumatic 5.00 x 10 wheels, single plough, turning plough, heavy duty iron wheels, trailer and more. The big sized cultivator blades are heat threatened and ideally shaped for maximum cultivating result in all type of soil conditions. Texas cultivating knives are considered to be the best on the market!

Vision 700 are suitable for areas up to 2000 m² or more.



Model:	Vision 700TG	Vision 700B	Vision 700R
Engine:	Powerline TG650B, 4-stroke/196 cc	Briggs & Stratton Vanguard, 4-stroke/205 cc	Robin Subaru SP170, 4-stroke/169 cc
Transmission:	2 forward + 1 reverse in intergrated gear box	2 forward + 1 reverse in intergrated gear box	2 forward + 1 reverse in intergrated gear box
Rotor speed:	1 gear: 54 rpm 2 gear: 74 rpm	1 gear: 54 rpm 2 gear: 74 rpm	1 gear: 54 rpm 2 gear: 74 rpm
Working width:	39-69-97 cm	39-69-97 cm	39-69-97 cm
Working depth:	38 cm	38 cm	38 cm
Handle:	Multi adjustable	Multi adjustable	Multi adjustable
Knives:	Detachable and bolted	Detachable and bolted	Detachable and bolted
Weight:	81 kg	81 kg	81 kg
Cat. no.:	90146070100	90146047100	90146026100

With 2 forward speeds the Vision 700 is ideal for work as both tiller and with accessories. The soil penetration is effcient in all soil conditions (soft, dry, stones etc.)



Tiller knives
Detachable and bolted knives in specially heat threatened steel. 39-97 cm.



Vision 700 with front weights, wheel weights, pneumatic wheels (5.00 x 10) and 7" turning plough



Flexible speed

2 speed forward and 1 speed reverse. Adjust the speed for any purpose you need and depending on the accessory you work with. No risk of belt overloading and no need of exchanging belts when speed is changed.


Vision 700B



Adjustable handle
Multi adjustable handle can be moved in all directions. A solid metal lock secures the handle in the desired position even during very demanding work.



Support Wheel
Foot operated support wheels. Easy and quick usable system which transforms the machine from working mode till transport mode. The wheels have ball bearings.



ACCESSORIES Vision series

Ridger 7"		Cat. no.: 91076100100 <i>(Needs 18" wheels or iron wheels)</i>
Plough 7"		Cat. no.: 91076000100 <i>(Needs 18" wheels or iron wheels)</i>
Iron wheels set 18"		Cat. no.: 91075300100
Side disc set f/18"		Cat. no.: 91075700100
Turning plough 7"		Cat. no.: 91076200100 <i>(Needs 18" wheels or iron wheels)</i>
Trailer with seat and brake		Cat. no.: 91200160100 <i>(Needs 18" wheels)</i>
Harrow 60 cm		Cat. no.: 91070000100 <i>(Needs 18" wheels)</i>
Rake 80 cm		Cat. no.: 91062500100 <i>(Needs 18" wheels)</i>
Potatoe plough		Cat. no.: 91061200100 <i>(Needs 18" wheels)</i>
Weeder 65 cm		Cat. no.: 91061500100 <i>(Needs 18" wheels)</i>
Snow blade 75 cm Including attachment.		Cat. no.: 92000160100 <i>(Needs front attachment plate and 18" wheels)</i>
Wheel set 18" (5.00 x 10)		Cat. no.: 91075500100
Wheel weights set 18"		Cat. no.: 91075400100 <i>(Needs 18" wheels)</i>
Front attachment plate		Cat. no.: 91075800100
Basis front weight, 12 kg		Cat. no.: 91090000100 <i>(Needs front attachment plate)</i>
Additional front weight, 12 kg		Cat. no.: 91090500100

PRO TRAC 2-WHEELED TRACTOR

Versatile machines with incredible power

The Texas Pro Trac series are universal two-wheeled tractors that cover the needs of a professional user.

The models range from Pro Trac 450 TG up to Pro Trac 950 available with both gasoline and diesel engines.


Handling is simple and straight forward despite the power and size of the machines. Large amount of accessories available. The Pro Trac can be converted to a sweeper simply by removing the rear tiller and then attach the sweeper unit to the quick clutch without the use of tools.



Efficient and compact rear tine tiller for preparation of planting soil and flower beds. Height adjustable handle bar and steel bar in front for protection against trees or other obstacles



Model:	RT 450TG	Pro Trac 750TG	Pro Trac 750D
Engine:	Powerline TG650B, 4-stroke/196 cc	Powerline TG720S, 4-stroke/212 cc	Powerline TG420 diesel, 4-stroke/212 cc
Starter:	Recoil	Recoil	Recoil
Transmission:	1 forward + 1 reverse	1 forward + 1 reverse, 3.2 km/h	1 forward + 1 reverse, 3.2 km/h
Working width:	46 cm	50 cm	50 cm
Working depth:	20 cm	34 cm	34 cm
Handle	Fixed	Adjustable	Adjustable
Knife rotation speed:	157 rpm	290 rpm	290 rpm
Wheel size:	5.00 x 13	4.00 x 7	4.00 x 7
Differential lock:	-	Yes	Yes
Weight:	90 kg	125 kg	125 kg
Cat. No. Basis unit:	90068050 (complete including rear tiller)	90041560	90041570
Cat. No. Rear tiller:	-	90042511	90042511



Model:	Pro Trac 950TGE	Pro Trac 950DE
Engine:	Powerline TG920ES, e-start, 4-stroke/420 cc	Powerline TD900E diesel, e-start, 4-stroke/406 cc
Starter:	Recoil + 12V electric start	Recoil + 12V electric start
Transmission:	3 forward + 3 reverse, 1.4 - 3.2 - 5.3 km/h	3 forward + 3 reverse, 1.4 - 3.2 - 5.3 km/h
Working width:	37-68 cm	37-68 cm
Working depth:	34 cm	34 cm
Handle	Adjustable	Adjustable
Knife rotation speed:	290 rpm	290 rpm
Wheel size:	5.00 x 10	5.00 x 10
Differential lock:	Yes	Yes
Weight:	160 kg	160 kg
Cat. No. Basis unit:	90041580	90041590
Cat. No. Rear tiller:	90042512	90042512



ACCESSORIES Pro Trac 750

Rear tiller unit 50 cm



Cat. no.: 90042511

Sweeper 80 cm
Diameter 45 cm



Cat. no.: 90042501

Collection box
Mounted with sweeper



Cat. no.: 93300200100

Accessories can be exchanged without use of tools

Pro Trac 750 with gasoline engine (212 cc)

Pro Trac 750TG



Rear tiller, adjustable depth skid and working width of 50 cm.

4.00 x 7 wheels.

Pro Trac 750 + 950:
Handle bar is easily turned 180° for use with accessories (eg. sweeper unit). No need to dismantle the gear levers!



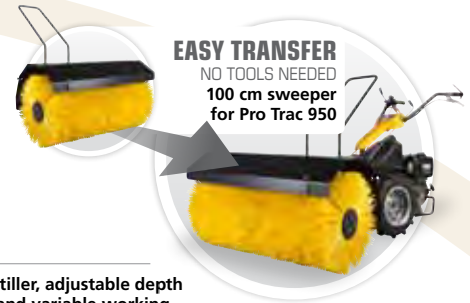
Pro Trac 950 with gasoline engine (420 cc) and diesel engine (406 cc) – both with electric battery start

Pro Trac 950DE



Rear tiller, adjustable depth skid and variable working width from 37-68 cm.

5.00 x 10 wheels.



ACCESSORIES Pro Trac 950

Rear tiller unit 37-68 cm



Cat. no.: 90042512

Sweeper 100 cm
Diameter 55 cm



Cat. no.: 90042502

Accessories can be exchanged without use of tools

TEXAS LAWN MOWERS

COOL DESIGN AND HIGH EFFICIENCY





HIGH END MOWERS

This range of lawn mowers are designed for demanding users who want value for money, but who also make demands to their machine. The lawn mowers are produced with powerful engine options such as B&S engines and Texas Powerline engines and working width from 48 cm up to 53 cm, which makes them ideal for larger areas.

Models with strong aluminum deck give longer life because it does not rust, and the deck is also fitted with a convenient lever handle for height adjustment and a water inlet for easy cleaning after use.

Furthermore, models with variable speed provide maximum comfort, as the speed can be adjusted according to the mobility and walking speed of the individual user.



Model:	WLA 53TR/W	WL 51TR/W	XTA 48TR/W
Engine:	Briggs & Stratton 675, 190 cc	Briggs & Stratton 675, 190 cc	Powerline TG575, 173 cc
Cutting width:	53 cm	51 cm	48 cm
Transmission:	Self propelled	Self propelled	Self propelled
Cutting system:	3-in-1	4-in-1	3-in-1
Collection bag:	70 ltr.	70 ltr.	75 ltr.
Deck:	Aluminium	Steel	Aluminium
Height adjustment:	Central 7 pos. 30-90 mm	Central 6 pos. 30-90 mm	Central 7 pos. 30-90 mm
Bearings:	Ball bearings	Ball bearings	Ball bearings
Wheel size:	8"/11"	8"/11"	8"/11"
Handle:	Adjustable (3 positions)	Adjustable (3 positions)	Fixed
Functions:	Mulching, rear collect, rear discharge	Mulching, rear collect, rear discharge, side discharge	Mulching, rear collect, rear discharge
Weight:	45 kg	39 kg	41.1 kg
Cat. No.:	90066059	90066058	90066057

WLA 53TR/W





Ready Start function.




Front with lifting grip.

Height adjustment
Central 7 pos.
30-90 mm.

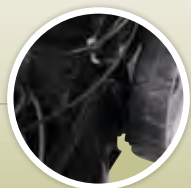




70 ltr. collection bag.



Water inlet for easy clean of deck.



ACCESSORIES Lawn mowers

Oil changing kit



Cat. no.:
40-11336

Weather cover



Cat. no.:
40-11720

RAZOR MOWERS

Texas Razor lawn mowers are a line of price competitive models for private householders. This line offers numerous features and a quality not seen on the market in this price level.


Choose between 46 to 51 cm working width and B&S or Texas Powerline engine and additional general features such as: 4-in-1 function, bigger wheels with ball bearings, ergonomic handle with comfort plastic grip, front lifting grip and much more.



Electric start button
No problem with loose keys.




Dashboard with throttle + choke function
and space for 2 drinking bottles.




Indication board, when grass box is full.




Big collector box 65 ltr.



Big comfortable height adjustment handle.



Big wheels 8"/11".



4-in-1 function:
Side discharge, rear discharge, rear collection and mulching.




Model:	Razor 5100	Razor 4610	Razor 4610TR/W	Razor 4615TR/W
Engine:	Powerline TG475, 139 cc	Powerline TG470, 139 cc	Powerline TG470, 139 cc	Briggs & Stratton 500, 158 cc
Cutting width:	50 cm	46 cm	46 cm	46 cm
Transmission:	Push	Push	Selfpropelled	Selfpropelled
Cutting system:	2-in-1	3-in-1	4-in-1	4-in-1
Collection bag:	–	65 ltr.	65 ltr.	65 ltr.
Deck:	Steel	Steel	Steel	Steel
Height adjustment:	Individual 5 pos. 28-75 mm	Central 6 pos. 28-75 mm	Central 6 pos. 28-75 mm	Central 6 pos. 28-75 mm
Bearings:	Bushings	Ball bearings	Ball bearings	Ball bearings
Wheel size:	7"	7"/8"	7"/10"	7"/10"
Handle:	Fixed	Adjustable (2 positions)	Adjustable (2 positions)	Adjustable (2 positions)
Functions:	Mulching, side discharge	Mulching, rear collect, rear discharge	Mulching, rear collect, rear discharge, side discharge	Mulching, rear collect, rear discharge, side discharge
Weight:	26 kg	30 kg	33 kg	30.5 kg
Cat. No.:	90066070	90066071	90066073	90066074



Extra plastic grips on levers for more comfortable grip.

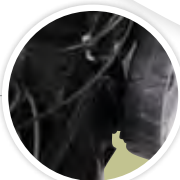
Razor 5150TR/WE

Electric start




Smart fix of fuel cover.

Water inlet for easy clean of deck.



Front with lifting grip.



Electric start

Model:	Razor 5110TR/W	Razor 5120TR/W	Razor 5130TR/W	Razor 5150TR/WE
Engine:	Powerline TG470, 139 cc	Powerline TG570, 173 cc	Briggs & Stratton 625E, 190 cc	Powerline TG570E 173 cc, e-start
Cutting width:	51 cm	51 cm	51 cm	51 cm
Transmission:	Selfpropelled	Selfpropelled	Selfpropelled	Selfpropelled
Cutting system:	4-in-1	4-in-1	4-in-1	4-in-1
Collection bag:	65 ltr.	65 ltr.	65 ltr.	65 ltr.
Deck:	Steel	Steel	Steel	Steel
Height adjustment:	Central 6 pos. 28-75 mm	Central 6 pos. 28-75 mm	Central 6 pos. 28-75 mm	Central 6 pos. 28-75 mm
Bearings:	Ball bearings	Ball bearings	Ball bearings	Ball bearings
Wheel size:	8"/11"	8"/11"	8"/11"	8"/11"
Handle:	Adjustable (2 positions)	Adjustable (2 positions)	Adjustable (2 positions)	Adjustable (2 positions)
Functions:	Mulching, rear collect, rear discharge, side discharge	Mulching, rear collect, rear discharge, side discharge	Mulching, rear collect, rear discharge, side discharge	Mulching, rear collect, rear discharge, side discharge
Weight:	37 kg	39 kg	35.5 kg	43 kg
Cat. No.:	90066075	90066076	90066077	90066078

MULTI CUT 900


No matter the roughness of the terrain the Multi Cut 900 will work its way through and deliver a perfect result.

The machine is an indispensable tool for the farmer, municipality, landscaper or owner of bigger areas with vegetation that needs to be kept down.

With multiple speeds and terrain wheels the operation of the machine is very easy despite the power and sturdiness of the construction.



Model:	Multi Cut 900TG
Engine:	Loncin, 414 cc
Cutting width:	66 cm
Cutting height:	10 cm
Cutting capacity:	100 cm or more depending on material
Transmission:	4 forward + 1 reverse
Deck:	Steel
Wheel size:	6.50 x 8
Weight:	130 kg
Cat. No.:	90068051




4 speed forward and 1 speed reverse
Speed can be regulated to the best working condition according to the terrain and height of grass.



Perfect balance which reduces work load of the user.

Multi Cut 900TG

Powerful engine 414 cc
Ensures sufficient power for any terrain. Even hilly slopes will not stop the efficiency of the Multi Cut.



Big wheels
6.50 x 8 wheels, ideal for rough terrain.



Re-inforced cutter blades. Flexible cutting deck for various terrains.



PRO CUT

Pro Cut 460 is a range of strong and professional gasoline scarifiers for removing of moss and aires the grass roots. The range is fitted with either B&S or Texas Powerline engine, and the 48 pcs flying blades of hardened steel, provides high durability and long life.

The working depth is easily adjusted with a lever on the right side of the machine. Raise the machine to transport position with the lever on the right side of the machine.


Texas Pro Cut 460 is ideal for rental business.



Foldable handle bar

Pro Cut 460TG

Height adjustable rotor
Easy adjustment of the working height. The red handle is used for conversion into transport mode.



48 all moving knives of hardened steel.



Model:	Pro Cut 460TG	Pro Cut 460B
Engine:	Powerline TG500B, 163 cc	Briggs & Stratton 800, 205 cc
Working width:	46 cm	46 cm
Working depth:	0-3 cm	0-3 cm
Rotor diameter:	21 cm	21 cm
Transmission:	Push	Push
Deck:	Steel	Steel
Knives:	48 knives	48 knives
Weight:	66 kg	66 kg
Cat. No.:	91546060100	91546040100

PRO TRIM

Texas Pro Trim 560 is fitted with a strong 4-stroke Powerline engine, and is ideal for bigger areas. The 14" wheels with ball bearings makes it suitable for maneuvering in rough terrain, and adjustable handle bar gives ergonomic working conditions.

This model is user-friendly as the operation is very simple, and the ergonomic working position ensures that shoulders and bag will not be strained during work.



Adjustable handle for optimal working position.

Strong 173 cc Powerline engine.



Adjustable cutting height.

Big 14" wheels with ball bearings
Easy transport in any type of terrain.

Strong 4 mm nylon line, which can easily be exchanged.

Model:	Pro Trim 560
Engine:	Powerline TG595, 173 cc
Working width:	Max. 56 cm
Working height:	3.7-7.5 cm
Trimmer line	4 mm
Transmission:	Push
Transport wheels:	14" ball bearings
Adjustable handle:	Yes
Weight:	31 kg
Cat. No.:	90063089

BRUSH CUTTERS AND TRIMMERS

Texas Brush cutters are cost effective and strong brush cutters in a reliable quality. The range goes from 26 cc up to 43 cc and engines are EURO 2 approved, 2-stroke or 4-stroke engines.

The models are fitted with adjustable handles, and comfortable carrying harness as standard, which gives the user ergonomic and optimal working position.



4-stroke engine

BC335-4

Silence, low vibrations and comfort.

Model:	BCU26S	BCU33S	BCU43	BC335-4
Engine:	Powerline 2-stroke/ 26 cc	Powerline 2-stroke/ 33 cc	Powerline 2-stroke/ 43 cc	Powerline 4-stroke/ 33.5 cc
Cutting width:	43 cm line/25 cm blade	43 cm line/25 cm blade	43 cm line/25 cm blade	43 cm line/25 cm blade
Cutting blade:	3-tooth cutting blade	3-tooth cutting blade	3-tooth cutting blade	3-tooth cutting blade
Trimmer head:	Tap'n go 2.4 mm	Tap'n go 2.4 mm	Tap'n go 2.4 mm	Tap'n go 2.4 mm
Shaft:	Straight/dividable	Straight/dividable	Straight	Straight
Handle:	V-handle	V-handle	V-handle	V-handle
Harness:	Double shoulder	Double shoulder	Double shoulder	Professional
Weight:	5.9 kg	7.7 kg	7.8 kg	8.1 kg
Cat. No.:	90067056	90067057	90067058	90062038

Professional harness included.



Model:	ET1000	GTX300
Engine:	900W/230V	Powerline 2-stroke EURO 2/32 cc
Cutting width:	38 cm	40 cm
Trimmer head:	Tap'n go 2.0 mm	Tap'n go 2.0 mm
Shaft:	Curved	Curved
Handle:	D-handle with softgrip	D-handle
Weight:	4.9 kg	6 kg
Cat. No.:	ET1000	90062035



TEXAS SWEEPERS

ALL YEAR CLEANING MACHINES



HANDY SWEEP

The Handy Sweep series are compact and user friendly walk behind sweepers suitable for all year cleaning – summer or winter.

The machines are highly manouvable and perfect for cleaning around house blocks, parking lots, smaller shop areas and many other places where quick and effective cleaning is needed.

The brush speed and quantity of the nylon threads makes the Handy Sweep specially suitable for snow removal and cleans snow heights up to 15-20 cm.



ACCESSORIES Handy Sweep 700

Collector box 70 cm



Cat. no.: 90228100100

Snow blade 70 cm




Cat. no.: 90228600100

Snow chain set



Cat. no.: 90228400100

Model:	Handy Sweep 700TG	Handy Sweep 700TGE	Handy Sweep 700B
Engine:	Powerline TG720S, 212 cc	Powerline TG720ES, 212 cc	B&S 800, 205 cc
Transmission:	1 forward + 1 reverse	1 forward + 1 reverse	1 forward + 1 reverse
Sweeping width:	70 cm	70 cm	70 cm
Brush diameter:	35 cm	35 cm	35 cm
Wheel size:	4.10 × 4	4.10 × 4	4.10 × 4
Starter:	Recoil	Recoil + 230V electric start	Recoil
Weight:	68 kg	68 kg	68 kg
Cat. no.:	90069096	90069097	90069045




230V electric start
Simply attach a cable, push the starter button and the engine starts. Perfect also in cold conditions.



Ergonomic clutch handle.



Foam covered handle gives more comfort.



Strong steel handle bar locks.



Handy Sweep 700TGE



Sweeper working width of 70 cm.

PRO SWEEP

The Pro Sweep series is a range of universal 2-wheeled tractors with universal clutch for various accessories.

Fitted with highly effective sweeper brushes and build for professionals who demand high quality and high power output these machines do a fantastic cleaning job in all weather conditions.

In winter conditions snow heights of up to 25-30 cm can be removed without problems. The hard nylon brushes leave a perfectly cleaned path thus making the sweeper comparable if not better than snow throwers.

It's all year cleaning capability enables the user to use the machine for all seasons and thereby get maximum value for money.




Model:	Pro Sweep 750TG	Pro Sweep 750D	Pro Sweep 950TGE	Pro Sweep 950DE
Engine:	Powerline TG720S, 212 cc	Powerline TG420 diesel, 212 cc	Powerline TG920S, e-start, 420 cc	Powerline TD900E, diesel, e-start, 406 cc
Transmission:	1 forward + 1 reverse	1 forward + 1 reverse	3 forward + 3 reverse	3 forward + 3 reverse
Sweeping width:	80 cm	80 cm	100 cm	100 cm
Brush diameter:	45 cm	45 cm	55 cm	55 cm
Wheel size:	4.00 x 7	4.00 x 7	5.00 x 10	5.00 x 10
Starter:	Recoil	Recoil	Recoil + 12V electric start	Recoil + 12V electric start
Differential lock:	Yes	Yes	Yes	Yes
Weight:	160 kg	160 kg	190 kg	190 kg
Cat. no.				
Basis machine:	90041560	90041570	90041580	90041590
Sweeper unit:	90042501 (80 cm)	90042501 (80 cm)	90042502 (100 cm)	90042502 (100 cm)



Pro Sweep 950DE



Easy adjustable handlebar.



Big 5.00 x 10 wheels for increased stability.

Quick clutch system – no tools needed for changing accessories



Strong nylon brush made for all year cleaning – ideal for snow removal.

ACCESSORIES Pro Sweep

Collector box for Pro Sweep 750
80 cm working width.



Cat. no.: 93300200100

Rear tillers

For Pro Trac 750
Working width 50 cm.



Cat. no.: 90042511

For Pro Trac 950
Working width adjustable from 38-68 cm.

Cat. no.: 90042512

SNOW KING

Texas Snow King range is a complete range of powerful snow throwers for home owners as well as professionals. All models are with 2-stage blowing system and with one-hand operation, which leaves left hand free for operation of speed and thrower direction. Choose between models from 53 cm to 75 cm working width and up to 340 cc engines.

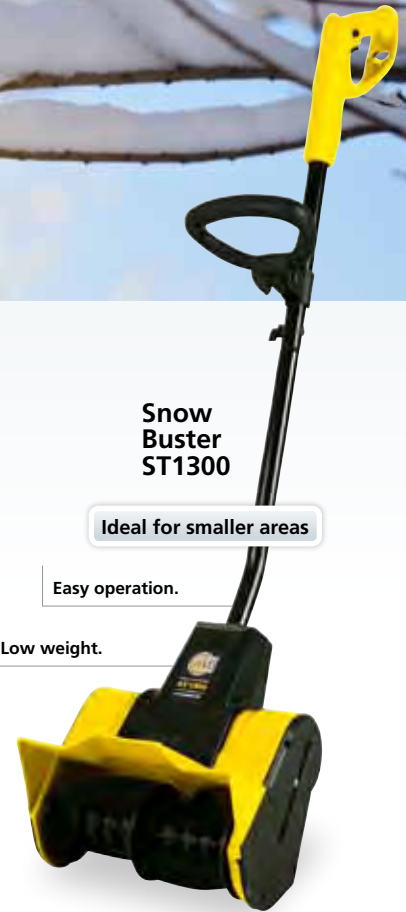
The models are with 230V electric start as an option for easy start in cold conditions, and engines are fitted with D-handle on recoil starter. The special designed wheels with snow tyres give perfect grip in snowy conditions. Belt drive is available for rough and hilly terrain.



Model:	Snow King 5318WD	Snow King 6521WDE	Snow King 7534WDE	Snow King 7534BDE
Engine:	Powerline TG630S, 179 cc	Powerline TG730ES, 212 cc	Powerline TG850ES, 340 cc	Powerline TG850ES, 340 cc
Transmission:	5 forward + 2 reverse	6 forward + 2 reverse	6 forward + 2 reverse	6 forward + 2 reverse
Working width:	53 cm	65 cm	75 cm	75 cm
Working height:	50 cm	50 cm	50 cm	50 cm
Max. throwing distance:	6-11 m	6-11 m	8-15 m	8-15 m
Wheel size:	13"	14"	16"	Belts
Starter:	Recoil	Recoil + 230V electric start	Recoil + 230V electric start	Recoil + 230V electric start
Differential lock:	No	No	Yes	Yes
Differential control:	No	No	Yes	Yes
Heated handles:	No	Yes	Yes	Yes
Light:	No	Yes LED	Yes LED	Yes LED
Weight:	66 kg	88 kg	116 kg	149 kg
Cat. no.:	90062073	90062074	90062075	90062076



Model:	Snow Buster ST1300	Snow Buster 390	Snow Buster 450
Engine:	1300W	2000W	4-stroke/163 cc
Transmission:	Push	Push	Push
Working width:	26 cm	39 cm	52 cm
Working height:	12 cm	31 cm	26 cm
Max. throwing distance:	2-5 m	2-8 m	2-8 m
Blow system:	1 stage	1 stage	1 stage
Handle:	Fixed	Adjustable	Adjustable
Capacity:	120 m ² /hour	270 m ² /hour	300 m ² /hour
Weight:	5.1 kg	14.8 kg	38 kg
Cat. no.:	90062049	90062061	90062044



Snow Buster ST1300

Ideal for smaller areas

Easy operation.

Low weight.

CENTRIFUGE SPREADERS FOR SALT AND FERTILIZER

All tools can be used for both winter and summer.

In winter periods the effective centrifuge ensures a good layer of salt for keeping snow off the streets and sidewalks.

In summer periods an effective spread of fertilizer for the lawns or other areas of growth.



Including cover.

CS6000S

Rustproof metal frame. Ideal for winter use with salt.

Ideal for larger areas

Model:	CS2500	CS3600	CS6000S	Centrifuge spreader for lawn tractor
Capacity:	25 ltr.	36 ltr.	58 ltr.	60 ltr.
Max spreading width:	2 m	2 m	3 m	2 m
Adjustable dosing:	Yes	Yes	Yes	Yes
Big air pressured rubber wheels:	Inflatable rubber tyres	Inflatable rubber tyres	Inflatable rubber tyres	Inflatable rubber tyres
Metal frame:	Steel	Steel	Rustproof	Steel
Raincover included:	-	Yes	Yes	Yes
Weight:	10 kg	10 kg	14 kg	14 kg
Cat. no.:	90052014	90052017	90052018	90053036

LOG SPLITTERS

When the autumn and winter is approaching there is nothing like spending an evening together with your friends or family in front of the fire place. And now you can get some assistance with the hard work cutting the wood so that you have more time to spend with your family and less time doing the actual work.

Texas presents a line of log splitters which fits most needs, if you need a small handy log splitter which is easy to transport and bring along to your summer residence or if you need a larger capacity for your amount of wood. In the development of this range attention has been drawn to obtaining a unique and safe user comfort. Together with high power output and reliability.



20 tons capacity.
Vertical and horizontal



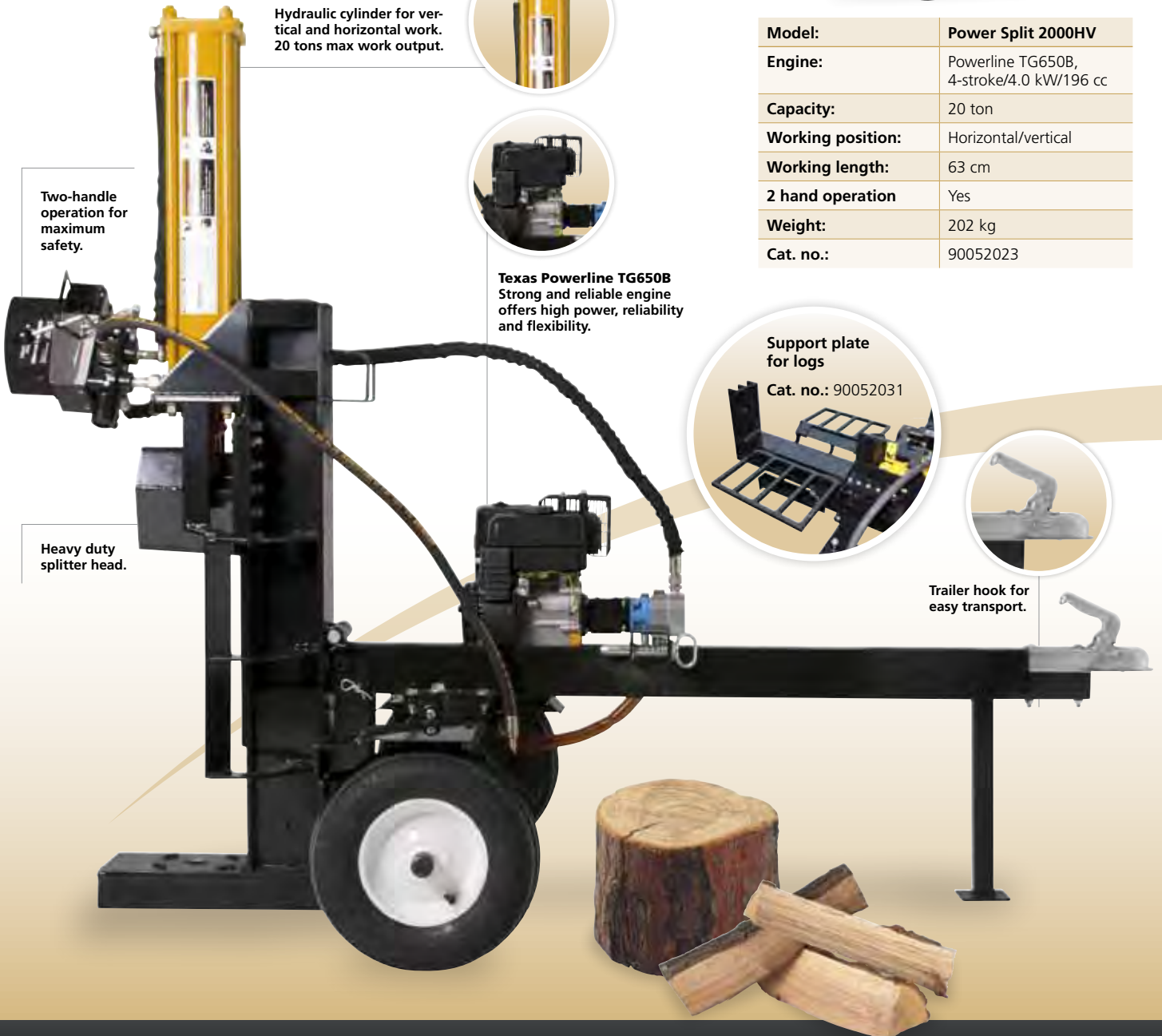
Hydraulic cylinder for vertical and horizontal work. 20 tons max work output.



Texas Powerline TG650B
Strong and reliable engine offers high power, reliability and flexibility.

Model:	Power Split 2000HV
Engine:	Powerline TG650B, 4-stroke/4.0 kW/196 cc
Capacity:	20 ton
Working position:	Horizontal/vertical
Working length:	63 cm
2 hand operation	Yes
Weight:	202 kg
Cat. no.:	90052023

Two-handle operation for maximum safety.



Heavy duty splitter head.



Support plate for logs
Cat. no.: 90052031



Trailer hook for easy transport.





Cross splitter is easily attached. Handle on top of splitter makes transport easy and handy.

Model:	Power Split 1000V
Engine:	4000W/380V
Capacity:	10 ton
Working position:	Vertical
Working length:	55-88-130 cm
2 hand operation	Yes
Weight:	150 kg
Cat. no.:	90052082

Power Split 1000V

10 tons capacity



"Swing out" system for easy conversion between log heights, which gives a good flexibility by working.



Gasoline.

6 tons capacity

230 volt.

380 volt.

6 tons capacity

6 tons capacity

Model:	Power Split 600VG - gasoline	Power Split 600V	Power Split 601V
Engine:	Powerline TG500B, 4-stroke/163 cc	2200W/230V	3000W/380V
Capacity:	6 ton	6 ton	6 ton
Working position:	Vertical	Vertical	Vertical
Working length:	50-105 cm	50-105 cm	50-105 cm
2 hand operation	Yes	Yes	Yes
Weight:	112 kg	112 kg	112 kg
Cat. no.:	90052007	90052006	90052005



Cross splitter head for Power Split 600/601
Cat. no.: 90052008

LOG SPLITTERS AND LOG SAWS

Both 5 tons versions are strong and easy to handle and are available with support stands for optimum working positions.

Log saws are available in two versions. these machines are ideal for cutting logs in the right dimensions before splitting with the log splitter.



Steel table for Power Split 520H
Cat. no.: 90052095

Model:	Power Split 550H	Power Split 520H
Engine:	1500W/230V	1500W/230V
Capacity:	5 tons	5 tons
Working position:	Horizontal	Horizontal
Working length:	52 cm	52 cm
2 hand operation	Yes	Yes
Weight:	53 kg	46 kg
Cat. no.:	90052084	90052096

5 tons capacity



Power Split 520H

With Texas Power Saw 3000 you can quickly handle the hard work sawing wood. With a motor of 3000 W it can saw lengths up to 1.5 m with maximum diameter of 210 mm. The electric motor is furthermore equipped with a motor brake, which automatically turns off the motor at overload.



Power Saw 3000



Model:	Power Saw 2202	Power Saw 3000
Engine:	2200W/230V	3000W/380V
Max sawing diameter:	120 mm	200 mm
Blade:	40 cm	60 cm
Weight:	35.5 kg	98 kg
Cat. no.:	90052071	90052083

EARTH AUGERS

Texas has this year a complete range of competitive earth augers. An electric model with standard 150 mm drill, which is unique on the market, and ideal for private house holders. Even though the auger is electric powered, it is very effective and powerful.

Furthermore two models with a 52 cc 2-stroke engine are offered. EA5200 which is a competitive model with drill options from 100 mm to 200 mm and a special designed 200 mm ice auger.

NEG52 has drill options from 100 mm to 200 mm and is special constructed and therefore suitable for rental/professional use.



ACCESSORIES for EA5200



100 mm auger
Cat. no.: 90063092



150 mm auger
Cat. no.: 90063093



200 mm auger
Cat. no.: 90063094



200 mm ice auger
Cat. no.: 90063095



Extension bar 40 cm
Cat. no.: 90063096

ACCESSORIES for NEG52



100 mm auger
Cat. no.: 55720040



150 mm auger
Cat. no.: 55720170



200 mm auger
Cat. no.: 55720350



Extension bar 40 cm
Cat. no.: 55750360

Model:	EA1200	EA5200	NEG52
Engine:	1200W/230V	2-stroke/52cc/1.82 kW	2-stroke/52 cc/1.9 kW
Drilling depth:	80 cm	70 cm	70 cm
Auger rotation:	200 rpm	Max 225 rpm	200 rpm
Ergonomic handle:	Yes	Yes	Yes
Weight:	12.8 kg	11 kg	13 kg
Cat. no.:	90063075	90063091	NEG52

TEX PARTS

Choose the accessories you need from our wide Tex Parts assortment.

We can offer you the most commonly used accessories and replacement parts. Most are universal and can therefore be used with all types of garden machines, no matter brand or model.



TEX PARTS for Brush cutters & trimmers

Brush cutters & trimmers Tex Parts

Extra line 2.0 mm - app. 130 m.....	Cat. no. 62005200	Trimmer head 2.4 mm (used for CG 2300B).....	Cat. no. 402980
Extra line 2.4 mm - app. 90 m.....	Cat. no. 62005240	Trimmer head 2.4 mm (used for CG 250E and CG 260E).....	Cat. no. 402981
Extra line 3.0 mm - app. 60 m.....	Cat. no. 62005300	Small new type 2.0 mm (used for CG 250E and CG 260E)....	Cat. no. 404333
Extra line 4.0 mm - app. 35 m.....	Cat. no. 62005400	Trimmer head complete 10 mm	Cat. no. 402982
Trimmer line 1.0 mm - 15 m.....	Cat. no. 5011-00	3-tooth blade metal.....	Cat. no. 5603-255
Trimmer line 1.3 mm - 15 m.....	Cat. no. 5013-00	4-tooth blade plastic.....	Cat. no. 5504-250
Trimmer line 1.6 mm - 15 m.....	Cat. no. 5012-00	4-tooth blade metal.....	Cat. no. 5604-250
Trimmer line 2.0 mm - 15 m.....	Cat. no. 5016-00	8-tooth metal blade.....	Cat. no. 5608-250
Trimmer line 2.4 mm - 15 m.....	Cat. no. 5015-00	80-tooth metal blade.....	Cat. no. 5680-250
Trimmer line 3.0 mm - 15 m.....	Cat. no. 5017-00	Professional harness.....	Cat. no. 40-11710

TEX PARTS for chain saws

Chain saws Tex Parts

Chain for saw - 44 links (91VSG-44E).....	Cat. no. 40-103	Chain for saw - 64 links (21BPC-64E).....	Cat. no. 40-210
Chain for saw - 45 links (91VSG-45E).....	Cat. no. 40-104	Chain for saw - 72 links (21BPC-72E).....	Cat. no. 40-213
Chain for saw - 49 links (91VSG-49E).....	Cat. no. 40-109	Chain for saw - 57 links (91VSG-57E).....	Cat. no. 40-250
Chain for saw - 50 links (91VSG-50E).....	Cat. no. 40-110	Chain for saw - 55 links (91VSG-55E).....	Cat. no. 40-260
Chain for saw - 52 links (91VSG-52E).....	Cat. no. 40-111	Chain for saw - 56 links (91VSC-56E).....	Cat. no. 40-270
Chain for saw - 54 links (91VSC-54E).....	Cat. no. 40-115	Chain for saw - 64 links (95VP-64E).....	Cat. no. 40-314

Accessories for chain saws

Chain saw files 3 pcs 4 mm.....	Cat. no. 40-10140	Chain saw file with support 4.8 mm	Cat. no. 40-10048H
Chain saw file with support 4 mm	Cat. no. 40-10040H	File Kit 4 mm	Cat. no. 40-10060
Chain saw file 3 pcs 4.8 mm.....	Cat. no. 40-10148	File kit 4.8 mm.....	Cat. no. 40-10070

TEX PARTS oil products

Oil products Tex Parts

Hydraulic Oil 1 ltr Texamatic 7045.....	Cat. no. 90306479	Oil for hedge trimmer cutting edge 1 ltr, biological	Cat. no. 90306507
Multifak 0.5 ltr. Grease (for the chain case for every tiller)....	Cat. no. 90306500	Nozzle tube 400 g Hytex (for PFS flex-shaft).....	Cat. no. 90306510
2-stroke oil 0.1 ltr	Cat. no. 90306480	Gear oil 80W9042TR 4 ltr (for Pro Trac gear + rotary tiller)....	Cat. no. 90306502
2-stroke oil 1 ltr	Cat. no. 90406521	Oil change kit.....	Cat. no. 40-11336
Chain oil 1 ltr.....	Cat. no. 90306490	Engine oil MOTEX 1 ltr.....	Cat. no. 90306455
Chain oil 4 ltr.....	Cat. no. 90306495	Mix. Container for 2-stroke engines 5 ltr. (for mixing gasoline and oil).....	Cat. no. 40-11450
SAE 30 Engine oil 0.6 ltr	Cat. no. 90406500		

Various TEX PARTS

Various Tex Parts

Universal starter cable 4 mm with handle.....	Cat. no. 40-11330
Safety helmet with face protection.....	Cat. no. 40-11700





THE TEXAS STORY...

The year is 1960 "The Texas Year"

The company Texas is founded in 1960 in Odense, Denmark. This is where the beginning of a business success takes place – but how did it all start up?

Here follows some history.

Andreas Petersen, a fresh and youthful son of a farmer from the Southern part of Denmark, had in the 1950's the wish to see something of the big wide world. He wished to go to Texas in the USA.

It was particularly the forestry, Andreas Petersen was interested in, and in the USA he got acquainted with a tool which within a couple of years should revolutionize the forestry in Denmark: **The chain saw.**

Sales possibilities in Denmark

After getting back to Denmark, Andreas Petersen was convinced about the sales possibilities for the Danish forests and forest workers. He quickly discovered an enormous interest in the products in the Danish forests and the success was instant.

Later came a rising interest for having the digging work in the kitchen garden mechanised. As a result Andreas Petersen started in 1964 import the English manufactured tiller under the name Auto Culto.

Mr. "Texas"

Andreas Petersen realised his dream about becoming independent and getting his own company.

What was more natural than to name the company "TEXAS"? Not only because this was the nickname Andreas Petersen

received when working in the forests but also because everything from the US was very popular in this particular period.

Selling tillers

Andreas Petersen now participated in several fairs, which gave him the option to show the product and the interest was enormous.

Consequently he started developing his own tiller for the Danish market and in January 1966 Andreas Petersen's first Danish manufactured tiller was a reality.

Development of the company Texas

In the following years the company experienced an enormous growth. Stiga, the Swedish lawn mower manufacturer, caught interest in Andreas Petersen and his "garden machine".

This was the beginning of a true export adventure. During the following 10 years 60% of the production of the company was exported to more than 25 countries. Later on also many other partners in Europe helped founding the basis of Texas as an international company.

Through the years Texas has succeeded in maintaining its market position and stay as one of the top suppliers and manufacturers within total solutions for the Garden and outdoor industry.

Not alone due to the strong products, and wide product range, large range of accessories and a high quality after sales service.

But also especially due to constant product development in close dialogue with the customers and users.





DANISH DESIGN



Texas A/S · Denmark · Tel. +45 63 95 55 99 · export@texas.dk

www.texas-garden.com

Dealer: